



AGROMETEOROLOGICAL BULLETIN

June 2017
3rd 10-day period

- Temperature
- Relative Humidity
- Soil Temperature
- Sunshine Duration
- Precipitation
- Evaporation
- Growing Degrees
- Reference Evapotranspiration
- Accumulated Rainfall from the beginning of wet period
- Accumulated Reference Evapotranspiration
- Number of dry days



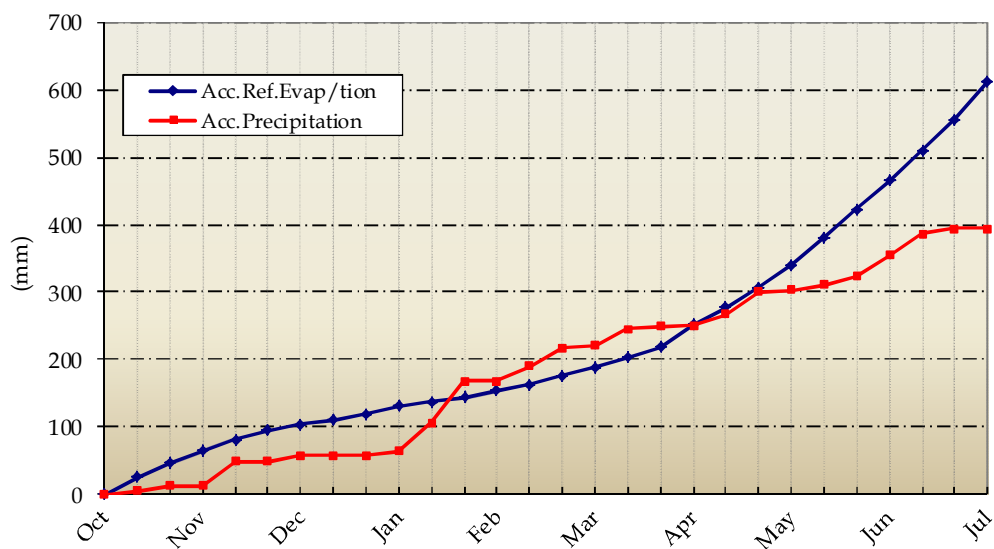
Hellenic National Meteorological Service
Division of Climatology-Applications
El. Venizelou Street 14, 16777
Helliniko, Athens

Web addresses of HNMS
www.hnms.gr
www.emy.gov.gr
www.meteo.gov.gr
www.meteohellas.gr

| 3rd 10-day period (21-30/06/2017) | | 21 | 22 | 23 | 24 | 25 | 26 | 27 | 28 | 29 | 30 | Mean Value or Sum | Previous Year Value | Past Years Mean Value |
|--------------------------------------|--------|------|------|------|------|------|------|------|------|------|------|----------------------|------------------------|--------------------------|
| Temperature | Max | 29.6 | 29.0 | 29.6 | 30.0 | 34.2 | 33.4 | 32.0 | 33.0 | 32.0 | 34.8 | 31.8 | 33.8 | 28.7 |
| | Min | 13.8 | 15.2 | 17.0 | 17.8 | 20.0 | 20.2 | 19.2 | 20.2 | 19.6 | 20.0 | 18.3 | 22.9 | 16.0 |
| Relative Humidity | Max | 93 | 88 | 92 | 91 | 87 | 82 | 87 | 88 | 88 | 82 | 88 | 75 | - |
| | Min | 40 | 45 | 43 | 53 | 39 | 33 | 46 | 40 | 49 | 43 | 43 | 39 | - |
| Soil Temperature at 10 cm | 06 UTC | - | - | - | - | - | - | - | - | - | - | - | 27.9 | 23.1 |
| | 12 UTC | - | - | - | - | - | - | - | - | - | - | - | 32.4 | 27.7 |
| Sunshine Duration | | 13.9 | 10.7 | 13.6 | 7.8 | 13.6 | 12.7 | 12.9 | 11.8 | 13.2 | 13.5 | 12.4 | 10.6 | 10.9 |
| Precipitation | | | 0.3 | | 0.0 | | | | | | | 0.3 | 5.1 | 4.4 |
| Evaporation | | 8.5 | 5.7 | 6.5 | 6.4 | 9.6 | 7.0 | 9.6 | 8.4 | 9.1 | 9.3 | 80.1 | 96.3 | 85.9 |
| Growing Degrees | 5 | 16.7 | 17.1 | 18.3 | 18.9 | 22.1 | 21.8 | 20.6 | 21.6 | 20.8 | 22.4 | 200.3 | 233.6 | 173.3 |
| | 10 | 11.7 | 12.1 | 13.3 | 13.9 | 17.1 | 16.8 | 15.6 | 16.6 | 15.8 | 17.4 | 150.3 | 183.6 | 123.3 |

| 3rd 10-day period (21-30/06/2017) | | Previous Year Value | Past Years Mean Value |
|--|-------|------------------------|--------------------------|
| Reference Evapotranspiration | 56.0 | 64.3 | 55.0 |
| Precipitation - Reference Evapotranspiration | -55.7 | -59.2 | -50.6 |
| Number of Rainy Days | 1.0 | 3.0 | 1.3 |
| Number of Dry Days | 1.0 | 18.0 | - |

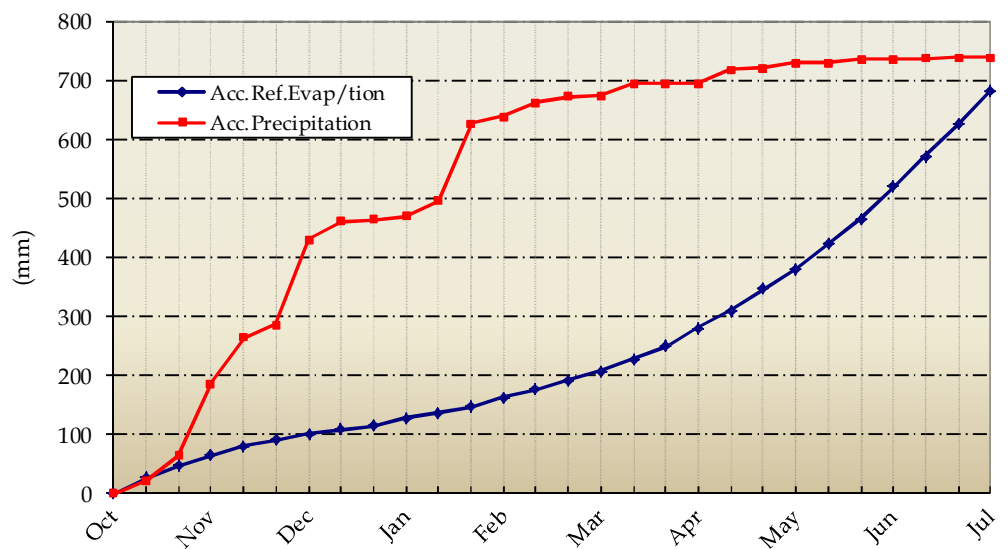
Diagram of Accumulated Precipitation and Accumulated Reference Evapotranspiration



| 3rd 10-day period (21-30/06/2017) | | 21 | 22 | 23 | 24 | 25 | 26 | 27 | 28 | 29 | 30 | Mean Value or Sum | Previous Year Value | Past Years Mean Value |
|--------------------------------------|--------|------|------|------|------|------|------|------|------|------|------|----------------------|------------------------|--------------------------|
| Temperature | Max | 29.2 | 29.4 | 30.0 | 30.6 | 31.4 | 32.2 | 32.1 | 33.2 | 35.7 | 36.3 | 32.0 | 31.7 | 28.9 |
| | Min | 16.2 | 16.4 | 17.6 | 18.4 | 19.4 | 20.3 | 20.0 | 20.0 | 19.8 | 18.9 | 18.7 | 19.6 | 17.0 |
| Relative Humidity | Max | 84 | 86 | 87 | 87 | 84 | 89 | 89 | 87 | 78 | 77 | 85 | 88 | - |
| | Min | 30 | 39 | 31 | 33 | 41 | 39 | 35 | 32 | 22 | 32 | 33 | 42 | - |
| Soil Temperature at 10 cm | 06 UTC | 27.0 | 27.0 | 28.0 | 28.2 | 28.8 | 29.0 | 29.0 | 29.5 | 30.0 | 30.0 | 28.6 | - | 25.9 |
| | 12 UTC | 29.6 | 30.0 | 30.5 | 31.0 | 31.0 | 34.6 | 35.0 | 32.4 | 33.0 | 32.8 | 32.0 | - | 30.7 |
| Sunshine Duration | | 13.3 | 13.2 | 13.1 | 13.1 | 8.9 | 12.4 | 12.4 | 12.8 | 12.3 | 12.8 | 12.4 | 11.2 | 12.3 |
| Precipitation | | | | | | | | | | | | | 51.5 | 1.3 |
| Evaporation | | 9.0 | 11.0 | 7.0 | 8.0 | 4.0 | 4.0 | 4.0 | 10.0 | 7.0 | 11.0 | 75.0 | 41.0 | 74.3 |
| Growing Degrees | 5 | 17.7 | 17.9 | 18.8 | 19.5 | 20.4 | 21.3 | 21.1 | 21.6 | 22.8 | 22.6 | 203.6 | 206.3 | 179.7 |
| | 10 | 12.7 | 12.9 | 13.8 | 14.5 | 15.4 | 16.3 | 16.1 | 16.6 | 17.8 | 17.6 | 153.6 | 156.3 | 129.7 |

| 3rd 10-day period (21-30/06/2017) | | Previous Year Value | Past Years Mean Value |
|--|-------|------------------------|--------------------------|
| Reference Evapotranspiration | 58.0 | 54.4 | 53.3 |
| Precipitation - Reference Evapotranspiration | -58.0 | -2.9 | -52.0 |
| Number of Rainy Days | 0.0 | 2.0 | 0.2 |
| Number of Dry Days | 12.0 | 15.0 | - |

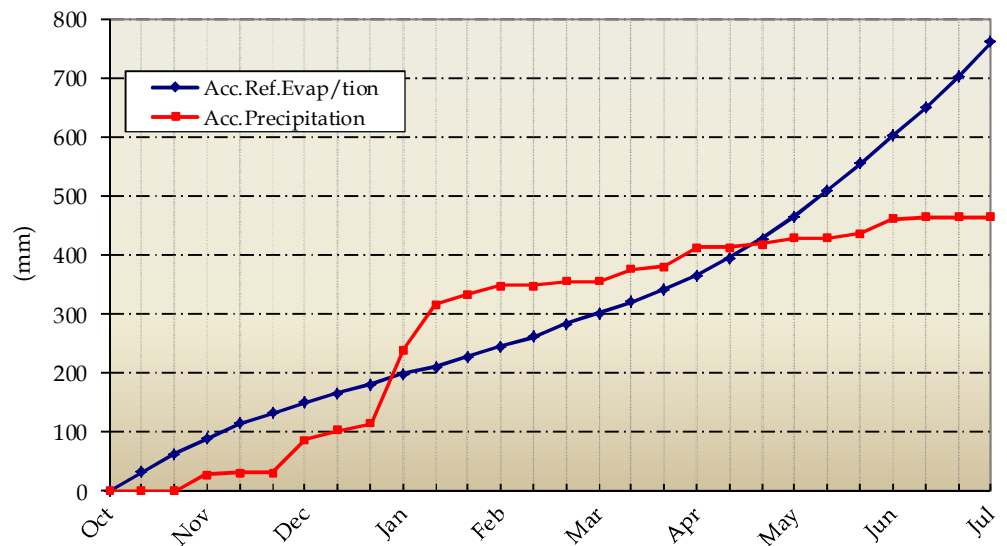
Diagram of Accumulated Precipitation and Accumulated Reference Evapotranspiration



| 3rd 10-day period (21-30/06/2017) | | 21 | 22 | 23 | 24 | 25 | 26 | 27 | 28 | 29 | 30 | Mean Value or Sum | Previous Year Value | Past Years Mean Value |
|--------------------------------------|--------|------|------|------|------|------|------|------|------|------|------|----------------------|------------------------|--------------------------|
| Temperature | Max | 26.4 | 27.8 | 31.0 | 32.0 | 29.4 | 31.6 | 29.2 | 32.0 | 30.8 | 35.2 | 30.5 | 29.0 | 28.2 |
| | Min | 22.6 | 18.4 | 21.2 | 21.2 | 21.2 | 22.2 | 22.6 | 21.6 | 23.0 | 23.0 | 21.7 | 23.1 | 20.4 |
| Relative Humidity | Max | 68 | 78 | 76 | 77 | 77 | 72 | 87 | 78 | 82 | 65 | 76 | 80 | - |
| | Min | 54 | 54 | 38 | 33 | 58 | 45 | 58 | 48 | 46 | 34 | 47 | 60 | - |
| Soil Temperature at 10 cm | 06 UTC | - | - | - | - | - | - | - | - | - | - | - | - | - |
| | 12 UTC | - | - | - | - | - | - | - | - | - | - | - | - | - |
| Sunshine Duration | | 12.9 | 13.0 | 12.9 | 12.8 | 12.7 | 12.9 | 11.6 | 12.8 | 12.7 | 12.7 | 12.7 | 12.5 | 12.3 |
| Precipitation | | | | | | | | | | | | | | 0.0 |
| Evaporation | | 9.7 | 6.0 | 7.9 | 4.5 | 5.5 | 5.1 | 6.1 | 7.8 | 6.0 | 7.1 | 65.7 | 61.8 | 89.0 |
| Growing Degrees | 5 | 19.5 | 18.1 | 21.1 | 21.6 | 20.3 | 21.9 | 20.9 | 21.8 | 21.9 | 24.1 | 211.2 | 210.4 | 193.1 |
| | 10 | 14.5 | 13.1 | 16.1 | 16.6 | 15.3 | 16.9 | 15.9 | 16.8 | 16.9 | 19.1 | 161.2 | 160.4 | 143.1 |

| 3rd 10-day period (21-30/06/2017) | | Previous Year Value | Past Years Mean Value |
|--|-------|------------------------|--------------------------|
| Reference Evapotranspiration | 58.7 | 59.7 | - |
| Precipitation - Reference Evapotranspiration | -58.7 | -59.7 | 0.0 |
| Number of Rainy Days | 0.0 | 0.0 | 0.0 |
| Number of Dry Days | 22.0 | 22.0 | - |

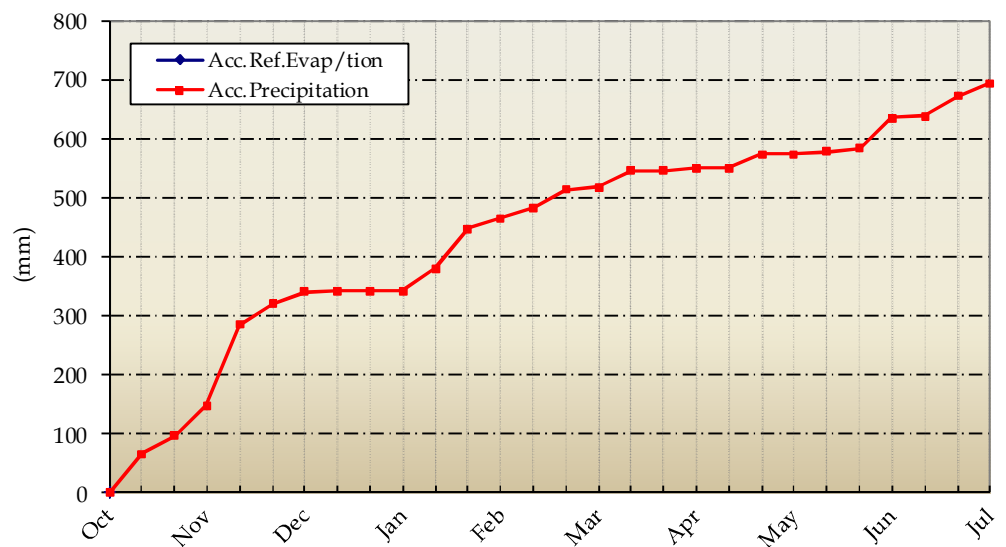
Diagram of Accumulated Precipitation and Accumulated Reference Evapotranspiration



| 3rd 10-day period (21-30/06/2017) | | 21 | 22 | 23 | 24 | 25 | 26 | 27 | 28 | 29 | 30 | Mean Value or Sum | Previous Year Value | Past Years Mean Value |
|--------------------------------------|--------|------|------|------|------|------|------|------|------|------|------|----------------------|------------------------|--------------------------|
| Temperature | Max | 30.8 | 32.2 | 33.0 | 34.4 | 34.4 | 33.4 | 34.2 | 34.0 | 37.2 | 38.0 | 34.2 | 32.7 | 29.4 |
| | Min | 12.0 | 16.4 | 15.5 | 15.0 | 22.0 | 15.0 | 18.0 | 17.0 | 17.0 | 14.8 | 16.3 | 18.1 | 13.7 |
| Relative Humidity | Max | 89 | 78 | 90 | 79 | 100 | 94 | 95 | 96 | 91 | 91 | 90 | 88 | - |
| | Min | 31 | 29 | 29 | 23 | 32 | 26 | 26 | 29 | 18 | 19 | 26 | 28 | - |
| Soil Temperature at 10 cm | 06 UTC | - | - | - | - | - | - | - | - | - | - | - | - | 21.5 |
| | 12 UTC | - | - | - | - | - | - | - | - | - | - | - | - | 25.9 |
| Sunshine Duration | | 10.5 | 9.9 | 12.2 | 10.4 | 7.7 | 10.1 | 12.9 | 12.2 | 12.7 | 12.5 | 11.1 | 10.9 | 10.8 |
| Precipitation | | | 0.1 | | | 21.9 | | | | | | 22.0 | 11.7 | 6.5 |
| Evaporation | | - | - | - | - | - | - | - | - | - | - | - | - | 67.3 |
| Growing Degrees | 5 | 16.4 | 19.3 | 19.3 | 19.7 | 23.2 | 19.2 | 21.1 | 20.5 | 22.1 | 21.4 | 202.2 | 204.3 | 166.2 |
| | 10 | 11.4 | 14.3 | 14.3 | 14.7 | 18.2 | 14.2 | 16.1 | 15.5 | 17.1 | 16.4 | 152.2 | 154.3 | 116.2 |

| 3rd 10-day period (21-30/06/2017) | | Previous Year Value | Past Years Mean Value |
|--|-----|------------------------|--------------------------|
| Reference Evapotranspiration | - | - | 50.2 |
| Precipitation - Reference Evapotranspiration | - | - | -43.7 |
| Number of Rainy Days | 2.0 | 3.0 | 1.3 |
| Number of Dry Days | 5.0 | 10.0 | - |

Diagram of Accumulated Precipitation and Accumulated Reference Evapotranspiration



| 3rd 10-day period (21-30/06/2017) | | 21 | 22 | 23 | 24 | 25 | 26 | 27 | 28 | 29 | 30 | Mean Value or Sum | Previous Year Value | Past Years Mean Value |
|--------------------------------------|--------|------|------|------|------|------|------|------|------|------|------|----------------------|------------------------|--------------------------|
| Temperature | Max | 30.7 | 29.2 | 32.6 | 34.5 | 34.1 | 34.5 | 32.3 | 35.4 | 34.3 | 43.0 | 34.1 | 31.6 | 30.4 |
| | Min | 14.7 | 17.3 | 17.0 | 18.9 | 20.3 | 20.0 | 17.1 | 19.0 | 17.9 | 19.4 | 18.2 | 19.5 | 16.7 |
| Relative Humidity | Max | 86 | 82 | 83 | 76 | 79 | 79 | 84 | 78 | 86 | 60 | 79 | 89 | - |
| | Min | 32 | 34 | 33 | 31 | 29 | 30 | 36 | 17 | 28 | 9 | 28 | 42 | - |
| Soil Temperature at 10 cm | 06 UTC | - | - | - | - | - | - | - | - | - | - | - | 25.0 | 24.2 |
| | 12 UTC | - | - | - | - | - | - | - | - | - | - | - | 26.9 | 28.7 |
| Sunshine Duration | | 9.7 | 12.6 | 13.0 | 13.1 | 9.8 | 12.8 | 12.8 | 12.8 | 12.7 | 12.7 | 12.2 | 10.9 | 11.8 |
| Precipitation | | 0.0 | | | | | | | | | | 0.0 | 69.9 | 0.4 |
| Evaporation | | 7.0 | 5.4 | 8.6 | 8.0 | 7.6 | 7.4 | 4.2 | 14.2 | 15.0 | 17.0 | 94.4 | 64.2 | 88.4 |
| Growing Degrees | 5 | 17.7 | 18.3 | 19.8 | 21.7 | 22.2 | 22.3 | 19.7 | 22.2 | 21.1 | 26.2 | 211.1 | 205.6 | 185.7 |
| | 10 | 12.7 | 13.3 | 14.8 | 16.7 | 17.2 | 17.3 | 14.7 | 17.2 | 16.1 | 21.2 | 161.1 | 155.6 | 135.7 |

| 3rd 10-day period (21-30/06/2017) | | Previous Year Value | Past Years Mean Value |
|--|-------|------------------------|--------------------------|
| Reference Evapotranspiration | 64.8 | 57.8 | 58.1 |
| Precipitation - Reference Evapotranspiration | -64.8 | 12.1 | -57.7 |
| Number of Rainy Days | 0.0 | 2.0 | 0.3 |
| Number of Dry Days | 11.0 | 11.0 | - |

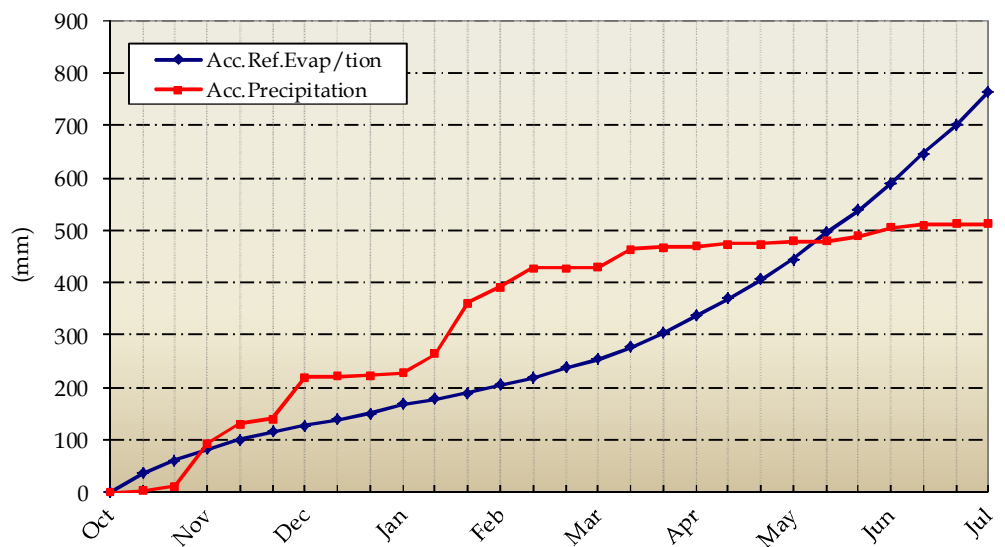


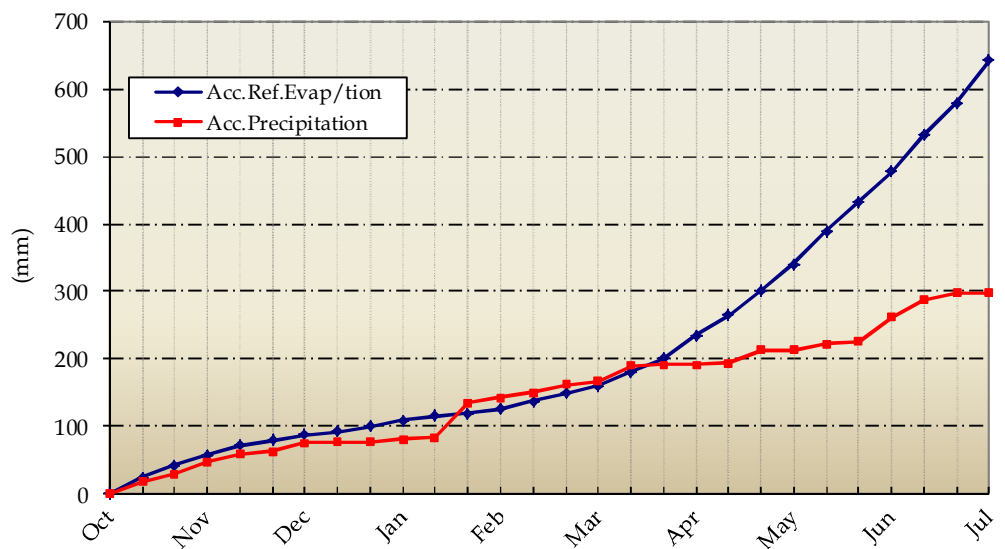
Diagram of Accumulated Precipitation and Accumulated Reference Evapotranspiration

Larisa

| 3rd 10-day period (21-30/06/2017) | | 21 | 22 | 23 | 24 | 25 | 26 | 27 | 28 | 29 | 30 | Mean Value or Sum | Previous Year Value | Past Years Mean Value |
|--------------------------------------|--------|------|------|------|------|------|------|------|------|------|------|----------------------|------------------------|--------------------------|
| Temperature | Max | 33.0 | 34.6 | 36.6 | 37.0 | 36.6 | 37.0 | 36.0 | 39.2 | 41.4 | 42.6 | 37.4 | 35.4 | 32.8 |
| | Min | 16.5 | 15.4 | 17.8 | 19.6 | 20.4 | 20.5 | 21.6 | 21.2 | 20.4 | 23.0 | 19.6 | 20.7 | 16.5 |
| Relative Humidity | Max | 86 | 85 | 80 | 98 | 84 | 79 | 82 | 84 | 88 | 55 | 82 | 78 | - |
| | Min | 22 | 19 | 22 | 20 | 18 | 33 | 30 | 17 | 18 | 16 | 22 | 22 | - |
| Soil Temperature at 10 cm | 06 UTC | - | - | - | - | - | - | - | - | - | - | - | 26.5 | 25.0 |
| | 12 UTC | - | - | - | - | - | - | - | - | - | - | - | 26.5 | 27.7 |
| Sunshine Duration | | 11.5 | 10.7 | 11.9 | 8.8 | 9.6 | 8.1 | 11.8 | 11.6 | 11.9 | 11.4 | 10.7 | 10.8 | 11.1 |
| Precipitation | | | | | | | | | | | | | 5.4 | 6.4 |
| Evaporation | | 10.6 | 7.6 | 5.9 | 5.0 | 14.9 | 16.4 | 21.3 | 10.7 | 14.0 | 12.6 | 119.0 | 123.8 | 93.9 |
| Growing Degrees | 5 | 19.8 | 20.0 | 22.2 | 23.3 | 23.5 | 23.8 | 23.8 | 25.2 | 25.9 | 27.8 | 235.2 | 230.3 | 196.6 |
| | 10 | 14.8 | 15.0 | 17.2 | 18.3 | 18.5 | 18.8 | 18.8 | 20.2 | 20.9 | 22.8 | 185.2 | 180.3 | 146.6 |

| 3rd 10-day period (21-30/06/2017) | | Previous Year Value | Past Years Mean Value |
|--|-------|------------------------|--------------------------|
| Reference Evapotranspiration | 62.9 | 68.1 | 61.9 |
| Precipitation - Reference Evapotranspiration | -62.9 | -62.7 | -55.5 |
| Number of Rainy Days | 0.0 | 2.0 | 0.9 |
| Number of Dry Days | 13.0 | 11.0 | - |

Diagram of Accumulated Precipitation and Accumulated Reference Evapotranspiration

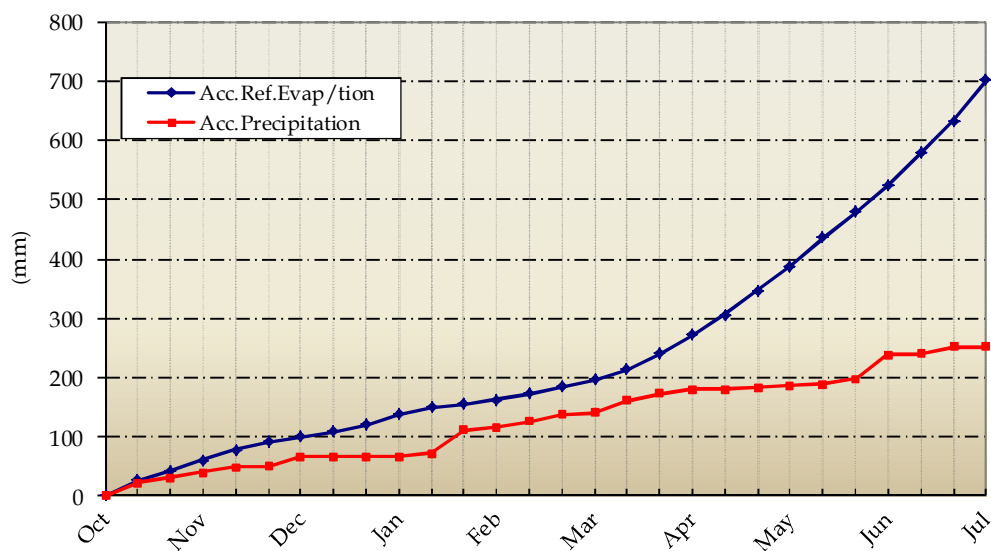




| 3rd 10-day period (21-30/06/2017) | | 21 | 22 | 23 | 24 | 25 | 26 | 27 | 28 | 29 | 30 | Mean Value or Sum | Previous Year Value | Past Years Mean Value |
|--------------------------------------|--------|------|------|------|------|------|------|------|------|------|------|----------------------|------------------------|--------------------------|
| Temperature | Max | 32.1 | 34.4 | 35.8 | 36.6 | 35.0 | 33.6 | 34.7 | 34.7 | 38.0 | 38.4 | 35.3 | 35.0 | 30.8 |
| | Min | 16.8 | 18.4 | 18.6 | 20.4 | 20.0 | 21.2 | 20.8 | 21.5 | 21.2 | 21.4 | 20.0 | 23.1 | 17.9 |
| Relative Humidity | Max | 68 | 62 | 66 | 69 | 72 | 73 | 67 | 70 | 71 | 73 | 69 | 67 | - |
| | Min | 24 | 24 | 18 | 23 | 20 | 27 | 26 | 34 | 24 | 15 | 24 | 25 | - |
| Soil Temperature at 10 cm | 06 UTC | 25.4 | 26.6 | 27.4 | 28.2 | 28.4 | 29.4 | 29.4 | 30.0 | 29.6 | 30.8 | 28.5 | 29.4 | 25.3 |
| | 12 UTC | 30.6 | 31.4 | 31.6 | 31.6 | 34.0 | 33.9 | 34.6 | 34.8 | 35.0 | 35.4 | 33.3 | 34.6 | 30.2 |
| Sunshine Duration | | 13.7 | 11.9 | 13.5 | 10.2 | 13.6 | 12.8 | 13.2 | 12.9 | 12.6 | 12.6 | 12.7 | 12.2 | 11.0 |
| Precipitation | | | | | | | | | | | | | 0.5 | 4.8 |
| Evaporation | | 10.8 | 11.1 | 9.0 | 12.2 | 9.0 | 13.0 | 12.1 | 4.2 | 10.1 | 7.0 | 98.5 | 107.4 | 93.3 |
| Growing Degrees | 5 | 19.5 | 21.4 | 22.2 | 23.5 | 22.5 | 22.4 | 22.8 | 23.1 | 24.6 | 24.9 | 226.8 | 240.4 | 193.2 |
| | 10 | 14.5 | 16.4 | 17.2 | 18.5 | 17.5 | 17.4 | 17.8 | 18.1 | 19.6 | 19.9 | 176.8 | 190.4 | 143.2 |

| 3rd 10-day period (21-30/06/2017) | | Previous Year Value | Past Years Mean Value |
|--|-------|------------------------|--------------------------|
| Reference Evapotranspiration | 69.2 | 76.6 | 61.4 |
| Precipitation - Reference Evapotranspiration | -69.2 | -76.1 | -56.6 |
| Number of Rainy Days | 0.0 | 1.0 | 1.1 |
| Number of Dry Days | 15.0 | 19.0 | - |

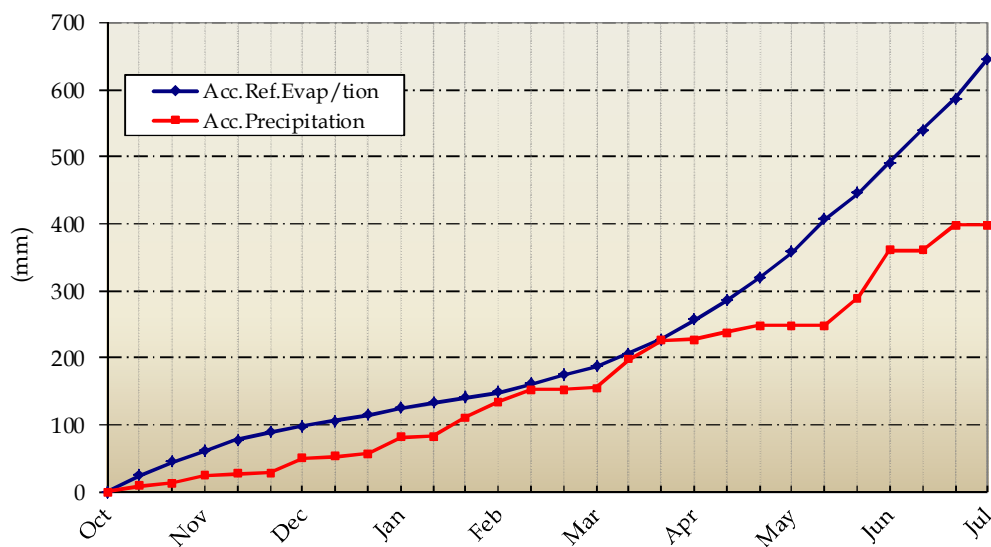
Diagram of Accumulated Precipitation and Accumulated Reference Evapotranspiration



| 3rd 10-day period (21-30/06/2017) | | 21 | 22 | 23 | 24 | 25 | 26 | 27 | 28 | 29 | 30 | Mean Value or Sum | Previous Year Value | Past Years Mean Value |
|--------------------------------------|--------|------|------|------|------|------|------|------|------|------|------|----------------------|------------------------|--------------------------|
| Temperature | Max | 29.9 | 32.6 | 33.9 | 35.2 | 34.4 | 33.6 | 34.6 | 35.8 | 38.9 | 42.3 | 35.1 | 32.8 | 31.5 |
| | Min | 14.9 | 15.2 | 17.8 | 19.8 | 20.5 | 20.6 | 20.4 | 21.8 | 22.6 | 22.0 | 19.6 | 22.6 | 17.1 |
| Relative Humidity | Max | 79 | 82 | 71 | 77 | 70 | 73 | 73 | 69 | 88 | 55 | 74 | 64 | - |
| | Min | 28 | 19 | 22 | 25 | 28 | 29 | 25 | 26 | 18 | 11 | 23 | 29 | - |
| Soil Temperature at 10 cm | 06 UTC | - | - | - | - | - | - | - | - | - | - | - | - | - |
| | 12 UTC | - | - | - | - | - | - | - | - | - | - | - | - | - |
| Sunshine Duration | | 13.3 | 13.1 | 13.4 | 13.3 | 12.7 | 12.7 | 12.9 | 13.2 | 13.0 | 12.6 | 13.0 | 12.0 | |
| Precipitation | | | | | | | | | | | | | 0.3 | 2.6 |
| Evaporation | | - | - | - | - | - | - | - | - | - | - | - | - | - |
| Growing Degrees | 5 | 17.4 | 18.9 | 20.9 | 22.5 | 22.5 | 22.1 | 22.5 | 23.8 | 25.8 | 27.2 | 223.4 | 227.0 | |
| | 10 | 12.4 | 13.9 | 15.9 | 17.5 | 17.5 | 17.1 | 17.5 | 18.8 | 20.8 | 22.2 | 173.4 | 177.0 | |

| 3rd 10-day period (21-30/06/2017) | | Previous Year Value | Past Years Mean Value |
|--|-------|------------------------|--------------------------|
| Reference Evapotranspiration | 59.7 | 65.2 | |
| Precipitation - Reference Evapotranspiration | -59.7 | -64.9 | 2.6 |
| Number of Rainy Days | 0.0 | 1.0 | 0.8 |
| Number of Dry Days | 12.0 | 13.0 | - |

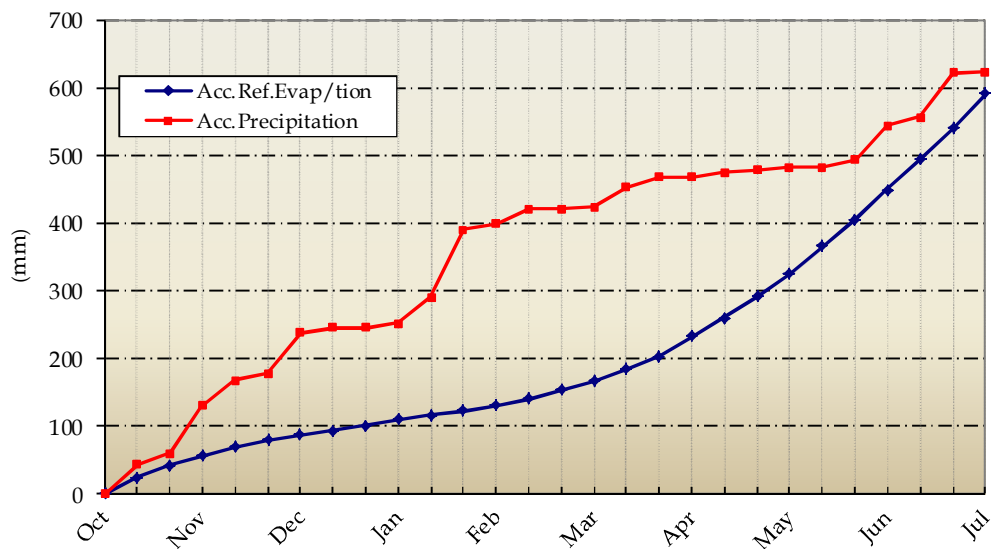
Diagram of Accumulated Precipitation and Accumulated Reference Evapotranspiration



| 3rd 10-day period (21-30/06/2017) | | 21 | 22 | 23 | 24 | 25 | 26 | 27 | 28 | 29 | 30 | Mean Value or Sum | Previous Year Value | Past Years Mean Value |
|--------------------------------------|--------|------|------|------|------|------|------|------|------|------|------|----------------------|------------------------|--------------------------|
| Temperature | Max | 28.5 | 30.1 | 32.7 | 34.5 | 33.3 | 33.6 | 33.2 | 34.4 | 37.2 | 40.4 | 33.8 | 32.5 | 29.8 |
| | Min | 10.2 | 11.1 | 12.7 | 13.3 | 14.8 | 14.9 | 13.7 | 13.8 | 15.3 | 15.1 | 13.5 | 15.7 | 12.5 |
| Relative Humidity | Max | 100 | 100 | 100 | 100 | 100 | 100 | 100 | 100 | 79 | 79 | 96 | 84 | - |
| | Min | 28 | 18 | 18 | 16 | 22 | 23 | 23 | 19 | 13 | 9 | 19 | 32 | - |
| Soil Temperature at 10 cm | 06 UTC | 21.2 | 21.6 | 23.2 | 24.2 | 24.8 | 24.8 | 23.4 | 23.8 | 25.2 | 26.0 | 23.8 | 25.9 | 24.0 |
| | 12 UTC | 27.2 | 29.0 | 30.4 | - | - | 31.4 | 30.2 | 30.8 | 32.2 | 32.2 | 30.4 | 32.4 | 27.2 |
| Sunshine Duration | | 7.6 | 12.8 | 11.6 | 11.0 | 9.4 | 8.0 | 10.5 | 13.0 | 12.9 | 13.1 | 11.0 | 11.2 | 11.1 |
| Precipitation | | 0.0 | | | | | 1.4 | 0.2 | | | | 1.6 | 148.4 | 5.4 |
| Evaporation | | 4.4 | 7.4 | 6.3 | 6.3 | 6.8 | 4.5 | 5.7 | 8.9 | 8.9 | 9.6 | 68.8 | 81.9 | 65.6 |
| Growing Degrees | 5 | 14.4 | 15.6 | 17.7 | 18.9 | 19.1 | 19.3 | 18.5 | 19.1 | 21.3 | 22.8 | 186.4 | 191.2 | 161.5 |
| | 10 | 9.4 | 10.6 | 12.7 | 13.9 | 14.1 | 14.3 | 13.5 | 14.1 | 16.3 | 17.8 | 136.4 | 141.2 | 111.5 |

| 3rd 10-day period (21-30/06/2017) | | Previous Year Value | Past Years Mean Value |
|--|-------|------------------------|--------------------------|
| Reference Evapotranspiration | 52.1 | 57.0 | 53.9 |
| Precipitation - Reference Evapotranspiration | -50.5 | 91.4 | -48.5 |
| Number of Rainy Days | 2.0 | 2.0 | 0.7 |
| Number of Dry Days | 7.0 | 14.0 | - |

Diagram of Accumulated Precipitation and Accumulated Reference Evapotranspiration





◆ **List of Symbols and Abbreviations**

Reference Evapotranspiration ETo (mm):

Calculated by the FAO Penman-Montieth equation

$$ET_0 = \frac{0.408 * \Delta * (R_n - G) + \gamma * \frac{900}{T + 273} * u_2 * (e_s - e_a)}{\Delta + \gamma * (1 + 0.34 * u_2)}$$

using 10-day step.

R_n is estimated from sunshine measurements and G assumed to be zero.

Growing Degrees: Degrees with mean temperature exceeding the base of 5 or 10 °C.

Number of Rainy Days: Number of days with precipitation of at least 0.1 mm.

Number of Dry Days: Number of dry days recorded since the last rainy day.

Measurements Units

- ◆ Temperature : °C
- ◆ Relative Humidity : %
- ◆ Soil Temperature : °C
- ◆ Sunshine Duration : Hours
- ◆ Precipitation : mm
- ◆ Evaporation (Pan) : mm
- ◆ Growing Degrees : °C

UTC (Universal Time coordinates) in Greece

- ◆ Winter : Time(UTC) = Local time - 2
- ◆ Summer : Time(UTC) = Local time - 3

© HELLENIC NATIONAL METEOROLOGICAL SERVICE
 Reproduction is prohibited without written permission
 El. Venizelou street 14, Zip Code 16777
 Helliniko, Athens